

CHANGING THE DEFINITION OF DIGITAL DIAGNOSTICS.

INTRODUCING SCHICK 33 from Sirona, the latest addition to the industry-leading Schick Modular Platform, featuring Schick's unique interchangeable cable technology and remote module designs. Schick 33 gives you an unprecedented level of control over your high-quality digital images, with a dynamic image enhancer, image preference presets, and industry-leading resolution that raise the standard of care for every dental practice.

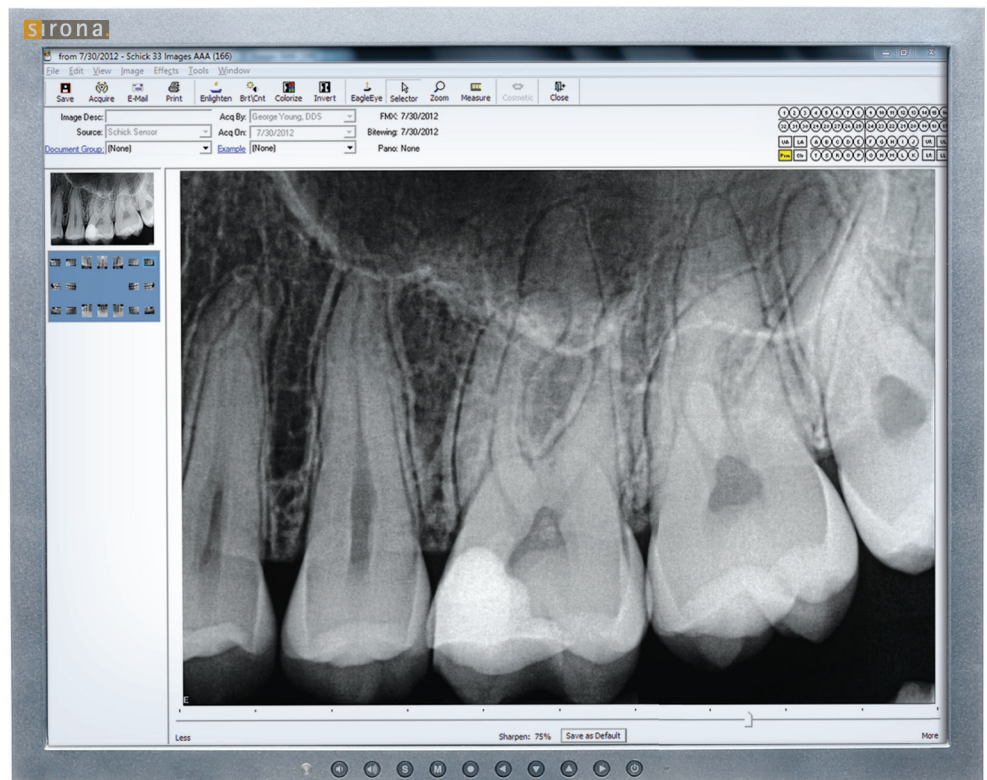
SCHICK 33 FEATURES

DYNAMIC IMAGE ENHANCER allows users to simply and easily adjust image sharpness to suit their needs

IMAGE PREFERENCE PRESETS simplify diagnostics for general dentistry, endodontic, periodontic and restorative dentistry

USER-DEFINABLE TASKS for multi-clinician practices make it easy to change settings according to preference or diagnostic task

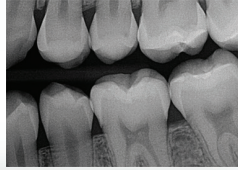
MULTIPLE IMAGE SHARING OPTIONS allow users to save files in the format preferred by colleagues and insurers, including jpeg, ZIP and postcard



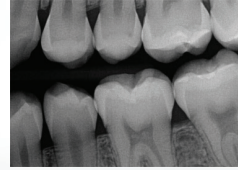


WE CALL THEM PRESETS. YOU'LL CALL THEM "ME-SETS."

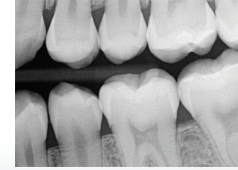
Schick 33's clinical-task-specific mapping feature allows you to quickly view images based on your particular diagnostic needs. Simply click on the preset and your images will automatically default to settings designed for general dentistry, endodontics, periodontics, or restorative dentistry.



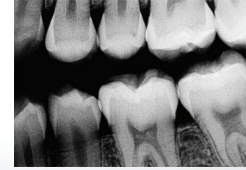
GENERAL DENTISTRY



ENDODONTIC



PERIODONTIC



RESTORATIVE

A DYNAMIC IMAGE ENHANCER BRINGS IT ALL INTO FOCUS.

Schick 33's powerful image enhancement software also features a dynamic image enhancer that allows you to manipulate image sharpness quickly and easily. Just move the interactive image enhancer to the sharpness level you desire. It's a simple enhancement that gives you sophisticated diagnostic capabilities. And a level of personalization that's unbelievable—and unprecedented.



SCHICK 33 MODULARITY.

Featuring the Schick Modular Platform's unique interchangeable cable technology and remote module—paired with powerfully simple imaging software—Schick 33 gives you an unprecedented level of control over your high-quality digital images.



SCHICK 33 SPECIFICATIONS

RESOLUTION: Nyquist Limiting
Frequency 33.3 lp/mm

SENSOR SIZES: 0, 1, 2

CABLE LENGTHS: 3', 6', 9'

CONNECTION: USB only

SOFTWARE: DICOM 5, Patterson Imaging, Eaglesoft Imaging as well as more than 25 practice management software products.

SCHICK & PATTERSON— PEACE OF MIND IN DIGITAL RADIOGRAPHY.

Every Schick system is installed, serviced and supported in the United States and Canada by Patterson Dental, our most trusted partner for service, supplies, training and technology. Supported by Patterson's 100% satisfaction guarantee and the industry's most comprehensive warranty program. Schick users also enjoy the benefits of the Patterson Technology Center—dentistry's leading technology support center.



SCHEDULE YOUR IN-OFFICE DEMO:

For a free in-office demonstration, call your local Patterson representative, your local Patterson branch or 1-800-873-7683 today.

CONNECT WITH US:

f /schickbysirona

t @schickbysirona