

Many years of research  
have served us well.

**ASV**

A S A L A S E R

Research and Therapeutic Solutions

We are the first to say  
“Thank you”.

Thanks to our 30 years of expertise and specialization, thanks to our tireless research which has enabled ASAlaser to produce efficient medical equipment for Laser Therapy (Hilterapia® and MLS® Laser Therapy) and Magnetotherapy for use in the fields of Physiotherapy, Orthopaedics, Traumatology, Rheumatology, Dermatology, Sports medicine and Rehabilitative medicine.

The ASAveterinary branch stems “from” and “within” ASAlaser with the precise objective to bring the results of Laser Therapy also to veterinary medicine.

**ASV**

**A S A L A S E R**

Research and Therapeutic Solutions



# Thanks


A S A L A S E R  
V E T E R I N A R Y

**Thanks to an innovative technique,  
lasers and veterinaries work together.** ASAveterinary provides veterinaries with the research and expertise of ASALaser bringing to their clinics and surgeries the innovative therapeutic technique of MLS® Laser Therapy validated by the American FDA and patented in Italy and in the USA. Widely used in the United States, MLS® Laser Therapy has shown its efficiency in improving the quality of life of both the animal and its owner, so much that today it is considered by many Veterinary Surgeons to be a technique used on a daily basis.



## For many important conditions.

Safe, non invasive and painless, MLS® Laser Therapy is indicated for the treatment of several conditions in small animals.



- q Osteoarthritis
- q Disc pathologies
- q Bursitis
- q Perianal fistulae
- q Contusions, hematomas
- q Acute and chronic tendon lesions
- q Muscular sprains and strains
- q Muscular-schelectrical traumas
- q Degenerative articular pathologies
- q Superficial cutaneous lesions (wounds, ulcers, sores)
- q Healing of surgical wounds
- q Lick granulomas

A S A L A S E R  
V E T E R I N A R Y

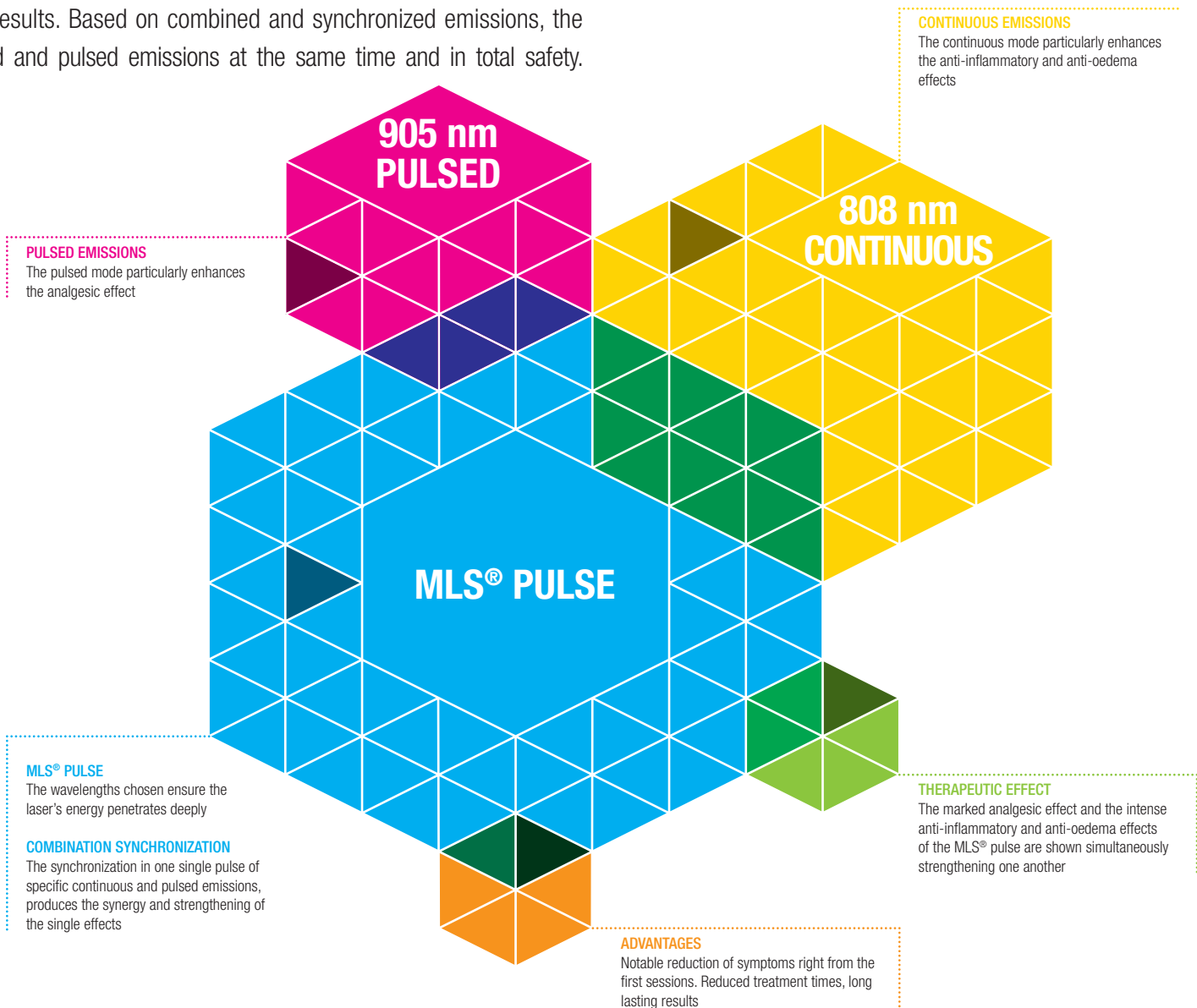
# What makes our laser different from the rest?

## Three letters: **MLS**.

An important achievement in ASAlaser research, MLS® Laser Therapy (Multiwave Locked System) overcomes the limitations of traditional laser therapy guaranteeing brief treatments which are effective from the very first session and with long lasting results. Based on combined and synchronized emissions, the patient benefits from the advantages of continuous/chopped and pulsed emissions at the same time and in total safety.

Not just any laser,  
but a laser which works with  
perfect synchronization.


MLS® (Multiwave Locked System) combines and synchronizes specific continuous and pulsed emissions with different wavelengths. This synchronization is produced thanks to a patented control system (Multiwave Locked System), which allows modulation of emission type according to requirements. The laser's energy, synchronized and controlled in this way reaches deep into the tissue to create a more powerful therapeutic anti-inflammatory, anti-oedema and analgesic effect speeding up the healing process at the same time.





## An optimal and homogeneous distribution of energy.

The synchronized, specific action of MLS® Laser Therapy, produces a refined and complex light pulse, able to transfer light energy more efficiently to the anatomical structures to which the therapy is directed in comparison with traditional laser emissions. Its distribution to the tissues is homogenous. This way of delivering energy facilitates activation of the photoreceptors of the treated area, thanks to the target area delimited by the handle, including at the same time a large area of the tissues beneath it.



## Perfect synchronization equals optimal results. Here they are.

- 1** Synergy and strengthening of the anti-inflammatory, analgesic, anti-oedema effects
- 2** Rapid reduction of pain
- 3** Rapid healing of superficial lesions (wounds, sores)
- 4** Rapid recoup of the structural integrity of damaged tissue
- 5** Improvement of local blood circulation
- 6** Improvement in quality of life of the animal and its owner
- 7** Short treatment length and with courses lasting few sessions


A S A L A S E R  
V E T E R I N A R Y



# MLS® has been scientifically proven. On ASAcampus.

The efficiency and safety of MLS® Laser Therapy have been proved scientifically on ASAcampus, the Joint Laboratory at the Department of Biomedical and Clinical Experimental Science of the University of Florence directed by Dr. Monica Monici. Working closely with an international network of researchers, among which the Department of Clinical Veterinary Science of the University of Padua, ASAcampus has enabled us to showcase the validity of our work by identifying the specific biological interactions and the three important therapeutic effects of the MLS® pulse (photo-chemical, photo-thermal, photo-mechanical).


Particular thanks goes to all our patients that, every day, are living proof of the value of our work.



PLAY

**BOLOGNESE DOG WITH ANTERIOR CRUCIATE LIGAMENT LESION**


*Courtesy of Dr. Stefano Biondi*



PLAY

**STELLA: BUCCAL LESIONS IN A CAT AFFECTED BY EOSINOPHILIC GRANULOMA SYNDROME**

*Courtesy of Dr. Mila Speciani*



PLAY

**LABRADOR RETRIEVER WITH BILATERAL ELBOW OSTEOARTHRITIS**

*Courtesy of Dr. Juliana C. de Souza*



WOULD YOU LIKE TO LEARN MORE ABOUT  
MLS® LASER THERAPY?  
[WWW.ASAVET.IT/EN/COMPANY/ASACAMPUS](http://WWW.ASAVET.IT/EN/COMPANY/ASACAMPUS)

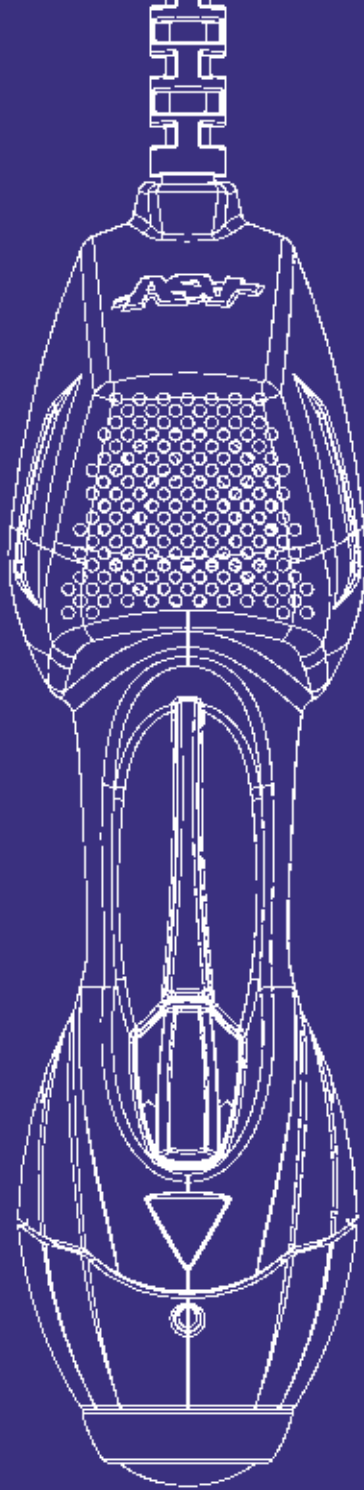




# ASAveterinary for You.

## Work in the best way possible.

In order to make MLS<sup>®</sup>, Laser Therapy work at its best for you, ASAveterinary puts several services and integrated support networks at your disposal.



### TRAINING

ASAveterinary organizes informative training on the equipment purchased, in depth seminars and national and international conventions which aim to provide clear and thorough information on the advantages of MLS<sup>®</sup> Laser Therapy.



### SCIENTIFIC DATA AND INFORMATIVE MATERIAL

All informative tools created by ASAveterinary may also be provided to you in electronic format.



### TECHNICAL SERVICE

Guaranteed by ASA's thirty years of expertise, our technical service is always at your disposal to answer any questions or respond to any needs you may have.



### WEBSITE [www.asaveterinary.com](http://www.asaveterinary.com)

We invite you to consult our website in order to be fully informed and updated on the world of ASAveterinary.



### HELP ON-LINE *on the website*

Our Veterinary Surgeons are at your disposal to answer any technical, operational and scientific queries you may have.



R.O.I.

30 patients and the machine has paid for itself.

ASA LASER  
VETERINARY

# Mphi Vet



**MLS® Laser Therapy easy to use wherever you are.** Its main feature being a maximum emission of **25 W**, the Mphi Vet apparatus allows you to have the advantages of MLS® Laser Therapy in any location: at your surgery or at the patient's home.

The lens of the handle covers a Target Area of 2 cm diameter, making it easier to activate the photoreceptors of the area treated and involving at the same time, a large area of the underlying tissue.

Its ergonomic handle, ideal for spot-treating or overall scanning, has been designed to guarantee maximum performance over time.



Compact in size and lightweight, it comes equipped with a battery so that it may be used outside, without an electric cable.





The filter for hair and dirt ensures optimum efficiency during each treatment.

---



An advanced user interface equipped with a graphic retro-illuminated touch-screen colour display makes working with the device as easy as possible. The software is conceived to meet all your different requirements offering you complete operational modes.

## Mphi Trolley: a complete solution, designed for your surgery.

Mphi Trolley is designed to combine the effectiveness of MLS® Laser Therapy with the best user friendliness. The ergonomic trolley is in fact perfect for holding Mphi Vet and its accessories: with it the apparatus may be moved freely around your surgery so you can always have it close by the area on which you are working.



# Mphi Vet **ORANGE**

## MLS<sup>®</sup> Laser Therapy is easy to use, anywhere. And with a peak power of 75 W.

Imagine all the qualities of Mphi Vet: autonomy, user-friendly for its portable lightweight and compact nature. Now add to all this the achievements of ASA research: we would like to introduce you to Mphi Vet Orange.

MLS<sup>®</sup> sources have a peak power of **75 W** and an average power of up to 1.2 W, used to the full thanks to the synchronization of emissions (continuous/chopped and pulsed), which enables to reach the depths of the tissue, whilst ensuring complete safety against heat damage.



Thanks to the higher peak power one may act on the source of pain more directly, increasing the anti-inflammatory effects, speed up the anti-oedema effect and promote activation of cellular regeneration processes.



Thanks to the interchangeable head of the handle, the standard lens (Target Area of 2 cm diameter) may be quickly and easily removed and replaced with highly efficient guide lights which are able to direct the laser's rays towards much smaller spots to carry out specific treatments for oral conditions and for laser puncture.



The curved guide light is particularly suitable for conditions such as gingivitis and stomatitis, greatly reducing the animal's discomfort and the difficulties for those carrying out the treatment. The conical guide light, short and with a spot measuring only 4 mm in diameter, has been designed for laser puncture.



The filter for hair and dirt ensures maximum efficiency during each treatment.



## Software for an even more personalized therapeutic approach.

Mphi Vet Orange is equipped with software with special protocols for cats, dogs and exotic animals. The desired species may be selected from the main menu and one is guided towards the most suitable protocol. For an even more personalized therapeutic approach, one may change the treatment features of the predefined protocols and create one's own treatment protocols.

# Charlie

**Charlie: ideal for treating large areas of the body.** Use your Mphi Vet to its full potential by adding Charlie, the multi-diode applicator which has an output of up to 3.6 W with a peak power of **75 W** (in the version designed for Mphi Orange) or **25 W** (for Mphi Vet). This applicator can cover a Target Area of 5 cm in diameter, making it easier to treat large areas of the body, promoting the myorelaxation of the surrounding zones and reducing treatment times.



## Mphi Vet

### TECHNICAL CHARACTERISTICS

- q Handpiece with optical group composed of 1 MLS® source with power up to 1.1 W - Peak Power 25 W
- q Target Area Ø 2 cm highlighted by high-efficiency red light LEDs
- q High resolution LCD color touch screen user interface
- q 18 pre-settled programs for Dogs and Cats
- q 21 pre-settled programs for Equines
- q Possibility to customize every treatment parameter
- q Personal area to save custom protocols
- q MLS® modulation in CPW and FPW mode (Synchronized emission of Continuous Pulsed Waves and Frequenced Pulsed Waves)
- q Modulation frequency from 1 to 2000 Hz with 1 Hz steps
- q Power level 25%, 50%, 75% and 100%
- q Variable or fixed duty cycle
- q Treatment duration from 1" to 99'59" with 1" steps
- q Automatic calculation of the emitted energy according to the settled parameters

### ALARMS AND SAFETY FEATURES

- q Laser emission warning light
- q Interlock
- q Acoustic signal selectable by operator
- q Date and time
- q Password to operate the device
- q Language option
- q Ready to be connected to the remote Laser emission signaling device

### INCLUDED ACCESSORIES

- q N° 2 Laser Safety Goggles
- q Unit carrying case
- q Table handpiece holder
- q Shoulder strap for portable use

### SIZE AND WEIGHT

- q 36 x 28 x 10 cm; 3 kg

### POWER SUPPLY

- q Lithium polymer battery
- q External power supply 18Vdc 50VA

### OPTIONAL ACCESSORIES

- q Unit carrying trolley
- q 63 x 54 x 80 cm; 17 kg
- q Multidiode applicator Charlie

## Mphi Vet Trolley

### TECHNICAL CHARACTERISTICS

- q Handpiece with optical group composed of 1 MLS® source with power up to 1.1 W - Peak Power 25 W
- q Target Area Ø 2 cm highlighted by high-efficiency red light LEDs
- q High resolution LCD color touch screen user interface
- q 18 pre-settled programs for Dogs and Cats
- q 21 pre-settled programs for Equines
- q Possibility to customize every treatment parameter
- q Personal area to save custom protocols
- q MLS® modulation in CPW and FPW mode (Synchronized emission of Continuous Pulsed Waves and Frequenced Pulsed Waves)
- q Modulation frequency from 1 to 2000 Hz with 1 Hz steps
- q Power level 25%, 50%, 75% and 100%
- q Variable or fixed duty cycle
- q Treatment duration from 1" to 99'59" with 1" steps
- q Automatic calculation of the emitted energy according to the settled parameters

### ALARMS AND SAFETY FEATURES

- q Laser emission warning light
- q Interlock
- q Acoustic signal selectable by operator
- q Date and time
- q Password to operate the device
- q Language option
- q Ready to be connected to the remote Laser emission signaling device

### INCLUDED ACCESSORIES

- q Unit carrying trolley
- q N° 2 Laser Safety Goggles
- q Unit carrying case
- q Table handpiece holder
- q Shoulder strap for portable use

### SIZE AND WEIGHT

- q 63 x 54 x 85 cm; 20 kg

### POWER SUPPLY

- q Lithium polymer battery
- q External power supply 18Vdc 50VA

### OPTIONAL ACCESSORIES

- q Multidiode applicator Charlie

## Charlie

### MULTIDIODE APPLICATOR CHARLIE

- q Multidiode applicator with optical group composed of 3 MLS® sources with power up to 3.3 W - Peak Power 3x25 W
- q Target Area Ø 5 cm highlighted by high-efficiency red light LEDs
- q Endowed with:
  - Unit carrying case
  - Spacer for correct positioning
  - Pistol hand grip

## Mphi Vet ORANGE

### TECHNICAL CHARACTERISTICS

- q Handpiece with optical group composed of 1 MLS® source with power up to 1.2 W - Peak Power 75 W
- q Target Area Ø 2 cm highlighted by high-efficiency red light LEDs
- q High resolution LCD color touch screen user interface
- q 20 pre-settled programs for Dogs and Cats
- q 21 pre-settled programs for Equines
- q 41 pre-settled programs for Exotic Animals parted in Reptiles, Birds and Mammals
- q Program section for Laser puncture
- q Program section for Intraoral pathologies
- q Possibility to customize every treatment parameter
- q Personal area to save custom protocols
- q MLS® modulation in CPW and FPW mode (Synchronized emission of Continuous Pulsed Waves and Frequenced Pulsed Waves)
- q Modulation frequency from 1 to 2000 Hz with 1 Hz steps
- q Power level 25%, 50%, 75% and 100%
- q Variable or fixed duty cycle
- q Treatment duration from 1" to 99'59" with 1" steps
- q Automatic calculation of the emitted energy according to the settled parameters

### ALARMS AND SAFETY FEATURES

- q Laser emission warning light
- q Interlock
- q Acoustic signal selectable by operator
- q Date and time
- q Password to operate the device
- q Language option
- q Ready to be connected to the remote Laser emission signaling device

### INCLUDED ACCESSORIES

- q Laser puncture kit
- q Light guide for Intraoral Pathology Treatment
- q N° 2 Laser Safety Goggles
- q Unit carrying case
- q Table handpiece holder
- q Shoulder strap for portable use

### SIZE AND WEIGHT

- q 36 x 28 x 10 cm; 3 kg

### POWER SUPPLY

- q Lithium polymer battery
- q External power supply 18Vdc 50VA

### OPTIONAL ACCESSORIES

- q Unit carrying trolley
- q 63 x 54 x 80 cm; 17 kg
- q Multidiode applicator Charlie Orange

## Mphi Vet Trolley ORANGE

### TECHNICAL CHARACTERISTICS

- q Handpiece with optical group composed of 1 MLS® source with power up to 1.2 W - Peak Power 75 W
- q Target Area Ø 2 cm highlighted by high-efficiency red light LEDs
- q High resolution LCD color touch screen user interface
- q 20 pre-settled programs for Dogs and Cats
- q 21 pre-settled programs for Equines
- q 41 pre-settled programs for Exotic Animals parted in Reptiles, Birds and Mammals
- q Program section for Laser puncture
- q Program section for Intraoral pathologies
- q Possibility to customize every treatment parameter
- q Personal area to save custom protocols
- q MLS® modulation in CPW and FPW mode (Synchronized emission of Continuous Pulsed Waves and Frequenced Pulsed Waves)
- q Modulation frequency from 1 to 2000 Hz with 1 Hz steps
- q Power level 25%, 50%, 75% and 100%
- q Variable or fixed duty cycle
- q Treatment duration from 1" to 99'59" with 1" steps
- q Automatic calculation of the emitted energy according to the settled parameters

### ALARMS AND SAFETY FEATURES

- q Laser emission warning light
- q Interlock
- q Acoustic signal selectable by operator
- q Date and time
- q Password to operate the device
- q Language option
- q Ready to be connected to the remote Laser emission signaling device

### INCLUDED ACCESSORIES

- q Unit carrying trolley
- q Laser puncture kit
- q Light guide for Intraoral Pathology Treatment
- q N° 2 Laser Safety Goggles
- q Unit carrying case
- q Table handpiece holder
- q Shoulder strap for portable use

### SIZE AND WEIGHT

- q 63 x 54 x 85 cm; 20 kg

### POWER SUPPLY

- q Lithium polymer battery
- q External power supply 18Vdc 50VA

### OPTIONAL ACCESSORIES

- q Multidiode applicator Charlie Orange

## Charlie ORANGE

### MULTIDIODE APPLICATOR CHARLIE

- q Multidiode applicator with optical group composed of 3 MLS® sources with power up to 3.6 W - Peak Power 3x75 W
- q Target Area Ø 5 cm highlighted by high-efficiency red light LEDs
- q Endowed with:
  - Unit carrying case
  - Spacer for correct positioning
  - Pistol hand grip

# ASA

A S A L A S E R

Research and Therapeutic Solutions

## ASA srl

### Corporate Headquarters / Registered Office

Via Alessandro Volta, 9  
36057 Arcugnano (VI) - Italy  
asalaser@asalaser.com

t. +39 0444 28 92 00  
f. +39 0444 28 90 80  
www.asalaser.com

### Research Division / Branch

Joint Laboratory  
Department of Experimental  
and Clinical Biomedical Sciences  
University of Florence

Viale G. Pieraccini, 6  
50139 Firenze - Italy  
asacampus@asalaser.com

Follow us:



[www.asaveterinary.com](http://www.asaveterinary.com)